



# User guide

[An Introduction](#)

[Logging In](#)

[Searching for a Business](#)

[Searching for a Director](#)

[How to get a list of your search results](#)

[How to obtain a Company Report](#)

[How to create a Bespoke Company Report](#)

[How to interpret the data](#)

[Contact Details](#)

## Working together we get back **more.**

db's in exclusive partnership  
with **Red Flag Alert**





---

## An Introduction

---

Logging In

Searching for a Business

Searching for a Director

How to get a list of your search results

How to obtain a Company Report

How to create a Bespoke Company Report

How to interpret the data

Contact Details

---

# An Introduction

---

**db's, one of the UK's leading certificated bailiff and debt recovery businesses, has an exclusive partnership with Red Flag Alert, which can give you, our client, an invaluable insight into the risk potential of your portfolio.**

Red Flag is an excellent resource which gives db's clients the opportunity to gain access to information on over six million businesses in the UK and, working in conjunction with db's, provides free national quarterly reports that are downloadable from the db's website, detailing geographical property related information.

This service allows you to remain in control of your portfolio and mitigate risk, using reports that cover credit control, portfolio management and more – all of which are measured and calculated using corporate distress signals, through comprehensive and complex methodology.

This type of risk assessment allows you to remain regularly informed and forearmed with this knowledge, securely protect your business assets.

Red Flag's exclusive partnership with db's is a secure way to protect your business. Knowledge is power. Knowledge is prevention.

**Prevention. Action. Resolution.**

➤ For more information on Red Flag Alert e-mail [redflag@db'sdebtrecovery.co.uk](mailto:redflag@db'sdebtrecovery.co.uk)



# Logging In

An Introduction

**Logging In**

Searching for a Business

Searching for a Director

How to get a list of your search results

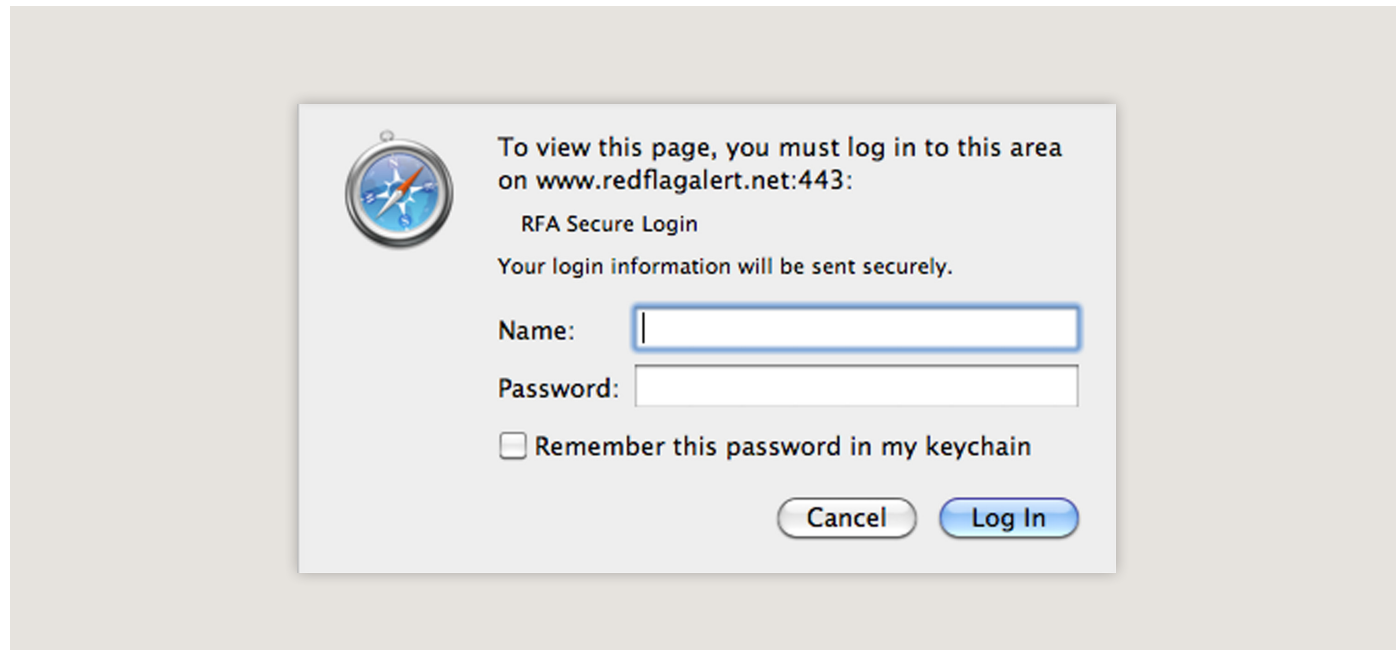
How to obtain a Company Report

How to create a Bespoke Company Report

How to interpret the data

Contact Details

To access your account, log on to [www.dbsdebtrecovery.com](http://www.dbsdebtrecovery.com) and click 'My Client Portfolio Login' in the top right-hand corner.



In order for the Red Flag system to remain secure, you will receive a new password on a weekly basis. This is the secondary stage of logging into Red Flag. Please keep this password somewhere safe.



An Introduction

Logging In

**Searching for a Business**

Searching for a Director

How to get a list of your search results

How to obtain a Company Report

How to create a Bespoke Company Report

How to interpret the data

Contact Details

# Searching for a Business

This stage of the search can be completed by completing the Company Name field or the Company Registration Number in the corresponding field and clicking 'Search'.

Results that match your criteria will be displayed on the 'Search Results' screen. For an enhanced search, input the full company name in the 'Company Name' field.

Please search by either Company Name, Company Registration Number or Director's Details.

### Company Search

Company Name:

or

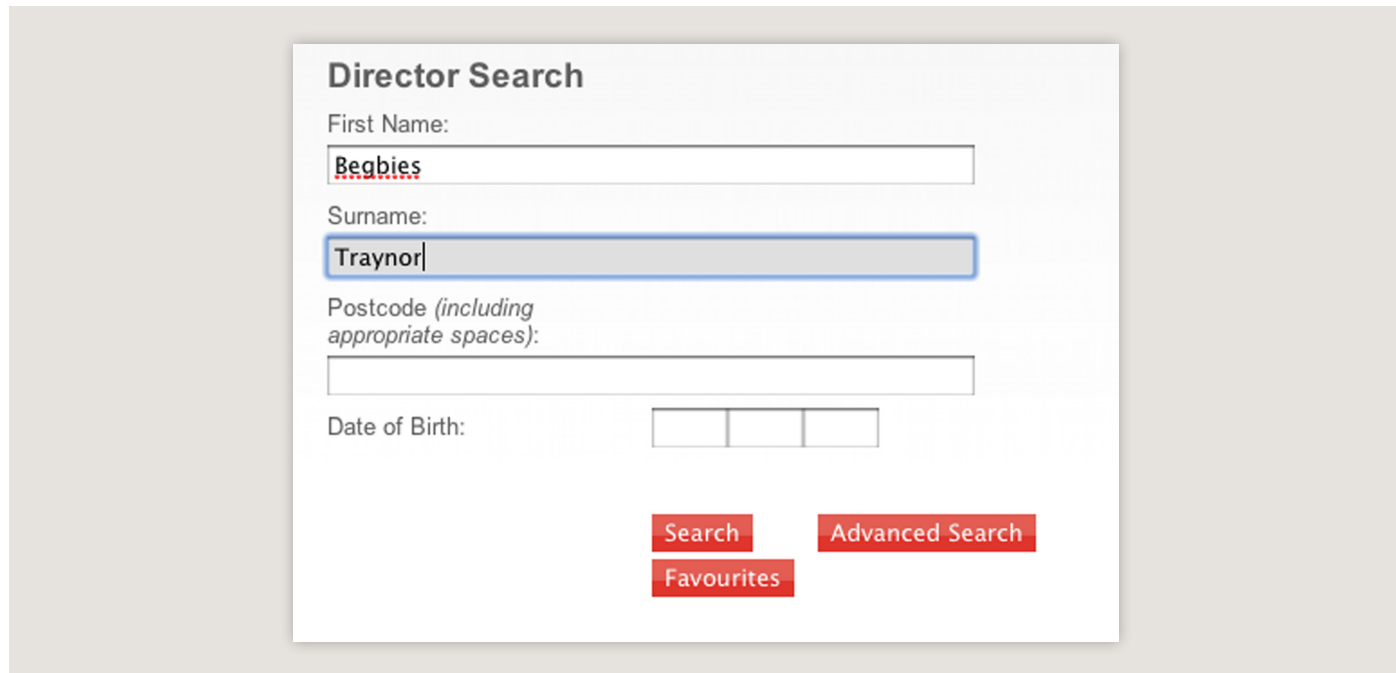
Company Number:

Limited/Non-Limited/PLC/LLP:

# Searching for a Director

Alternatively, you can search for a director, by typing in the director's details in full in each field. Include first name and other forename(s) in the First Name field, in addition to the Surname Field.

Enhance this search by filling the Postcode and Date of Birth fields. Click on the 'Search' button.



The screenshot shows a web form titled "Director Search". It contains the following fields and buttons:

- First Name:** A text input field containing "Beggies".
- Surname:** A text input field containing "Traynor".
- Postcode (including appropriate spaces):** An empty text input field.
- Date of Birth:** Three empty input boxes for day, month, and year.
- Buttons:** "Search", "Advanced Search", and "Favourites" (all in red).

Results that match your criteria will be displayed on the 'Search Results' screen.



# How to get a list of your search results

An Introduction

Logging In

Searching for a Business

Searching for a Director

**How to get a list of your search results**

How to obtain a Company Report

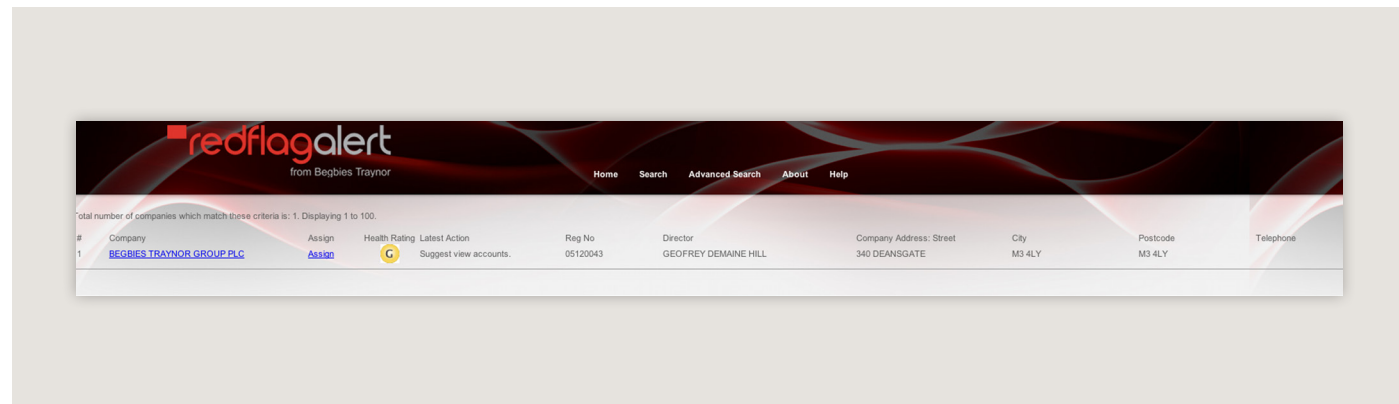
How to create a Bespoke Company Report

How to interpret the data

Contact Details

Once you have reached the search screen, you can find more data on the Company or Director by clicking on the company name you require.

Depending on the number of possible matches it may take several seconds for the Search Results Screen to appear.



[An Introduction](#)

[Logging In](#)

[Searching for a Business](#)

[Searching for a Director](#)

[How to get a list of your search results](#)

**[How to obtain a Company Report](#)**

[How to create a Bespoke Company Report](#)

[How to interpret the data](#)

[Contact Details](#)

# How to obtain a Company Report

Once you have clicked on the company you require from the 'Search Results, the company report page will open as shown here;



Data sections are listed on the left hand side of the page and can be viewed in the following formats;

- PDF
- Print-out
- **Expand All** (allows you to view all data sections within the same window). To return to the previous page simply click 'Collapse All'.

# How to create a Bespoke Company Report

[An Introduction](#)

[Logging In](#)

[Searching for a Business](#)

[Searching for a Director](#)

[How to get a list of your search results](#)

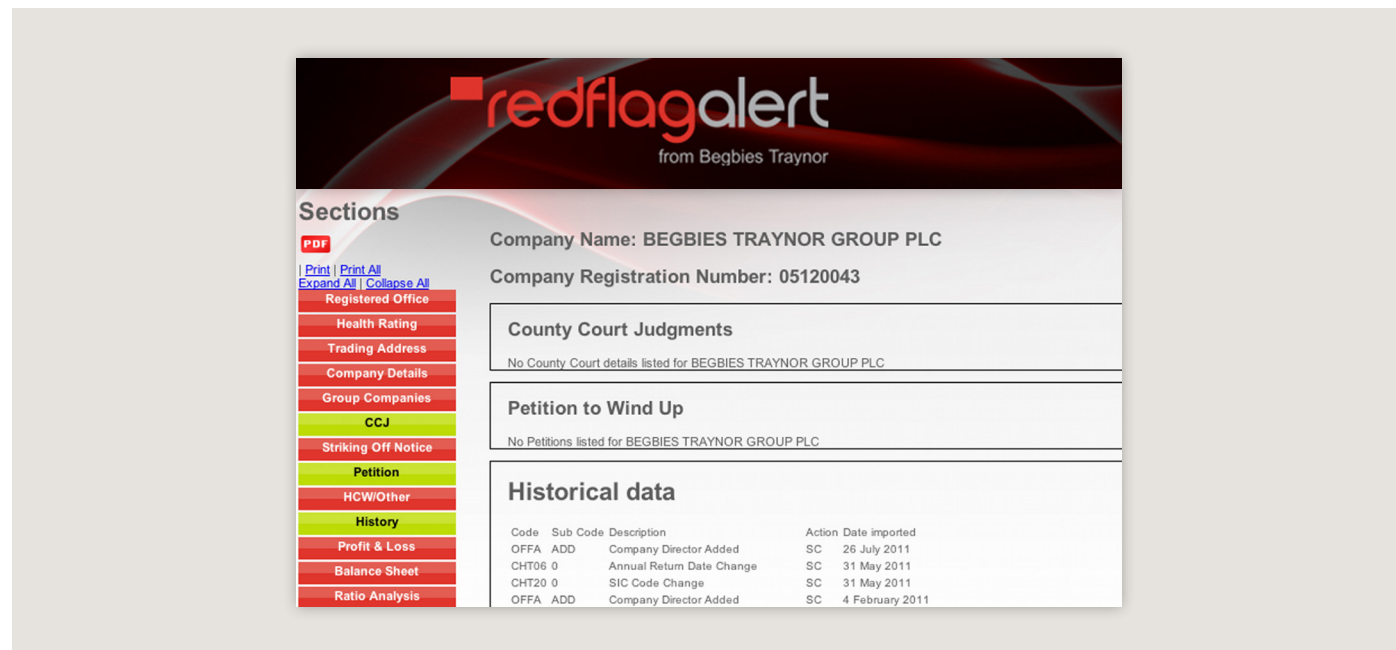
[How to obtain a Company Report](#)

**[How to create a Bespoke Company Report](#)**

[How to interpret the data](#)

[Contact Details](#)

Click on one of the red data sections on the left side of the Company Report screen. Once selected, the data section you have chosen will turn from red to green and the data field will appear in the centre of your screen. Simply repeat this process until you have chosen all the sections you require.



**redflagalert**  
from Begbies Traynor

**Sections**

[PDF](#) | [Print](#) | [Print All](#) | [Expand All](#) | [Collapse All](#)

- Registered Office
- Health Rating
- Trading Address
- Company Details
- Group Companies
- CCJ
- Striking Off Notice
- Petition
- HCV/Other
- History
- Profit & Loss
- Balance Sheet
- Ratio Analysis

Company Name: BEGBIES TRAYNOR GROUP PLC  
Company Registration Number: 05120043

**County Court Judgments**  
No County Court details listed for BEGBIES TRAYNOR GROUP PLC

**Petition to Wind Up**  
No Petitions listed for BEGBIES TRAYNOR GROUP PLC

**Historical data**

Code	Sub Code	Description	Action	Date imported
OFFA	ADD	Company Director Added	SC	26 July 2011
CHT06	0	Annual Return Date Change	SC	31 May 2011
CHT20	0	SIC Code Change	SC	31 May 2011
OFFA	ADD	Company Director Added	SC	4 February 2011

View or save your bespoke report using the relevant icons.



# How to interpret the data

An Introduction

Logging In

Searching for a Business

Searching for a Director

How to get a list of your search results

How to obtain a Company Report

How to create a Bespoke Company Report

**How to interpret the data**

Contact Details

db's recommends the following courses of action in the event of the following concerns raised by Red Flag Alert:

## 1 Flag



Initiate a Protective Distraint. Officer in attendance to collect the outstanding arrears, establish the trading

[enforcement@dbsdebtrecovery.com](mailto:enforcement@dbsdebtrecovery.com)

Daily charge payable by the tenant for the Protective Distraint is 80 pence per day, plus VAT

Tenant is also liable for other charges, so you, the client, pay nothing



db's works with the tenant to agree an interest free repayment-plan

The action of Distraint will prevent any other creditor from enforcing a debt and seizing the assets

The purpose of this action is to work with tenants during their financial difficult periods



The tenant is able to trade on the understanding that the assets subject to the Protective Distraint are maintained, therefore generating an income.

Continued >



# How to interpret the data

## Continued

An Introduction

Logging In

Searching for a Business

Searching for a Director

How to get a list of your search results

How to obtain a Company Report

How to create a Bespoke Company Report

**How to interpret the data**

Contact Details

### 2 Flags



The landlord/managing agent should act promptly to protect the position by issuing a Warrant to Distraint to db's

[enforcement@dbsdebtrecovery.com](mailto:enforcement@dbsdebtrecovery.com)



db's would act immediately and have an Officer in-attendance to:

- Collect the debt outstanding in arrears, establish the trading position of the business, and consider options for Protective Distraint.
- Assess the ongoing ability of the tenant to meet their current creditor liabilities, to ensure that the landlord is in a key position and in control.
- Evaluate the collectability verses asset valuation and disposal and consider options for a removal of assets.



# Contact Details

---

An Introduction

---

Logging In

---

Searching for a Business

---

Searching for a Director

---

How to get a list of your search results

---

How to obtain a Company Report

---

How to create a Bespoke Company Report

---

How to interpret the data

---

**Contact Details**

---

The Whitehouse  
Wilderspool Business Park  
Greenalls Avenue  
Warrington  
Cheshire  
WA4 6HL

**t:** +44 (0) 845 241 5005

**f:** +44 (0) 845 241 5006

**e:** [info@dbsdebtrecovery.com](mailto:info@dbsdebtrecovery.com)

**DX address:** 179433 Chester 16

---

**Direct Bailiff Services Ltd Registered in England & Wales. Reg. Office:**  
St Crispin House, St Crispin Way, Haslingden, Rossendale, Lancashire, BB4 4PW

Company Ref. No, 4339300 - VAT No.812 8141 53

---